

600496

2

3

4

5

6

31 27

21: -684-241 9

28-988-32: 57

2-898-832 : 6

652-531-985 98

31 26

41-319-: 15

638-41 2-579 49

31 27

31 27

21

1 2

26-215-563

A			600496	G

	∴ 41. 43	
	132. 73: 79739	1 675. 4742497
	7115: 7A	7115: 7A

2

1

30

5000

4%-6%

9%-11%

2%-3%

50%

2016-2020

2020

2015

10%

25%

5,000

1

2016 2

GB/T24001-2004/ISO14001 2004

GB/T19001-2008/ISO9001 2008 GB/T50430-2007

a) 3

	3127	3126)	3125
	21-758-159-758 43	21-554-878-735 77	2 : 6	: -89: -173-: 83 28
	7-181-872-921 61	8-316-448-512 68	. 26 86	7-996-88: -979 99
	21: -684-241 91	2: 2-6: 1-6: 8 : 8	. 53 92	377-621 -: 19 36
	: 5-142-: : 2 45	276-513-798 99	. 54 26	327-452-653 85
	4-872-967-7: 9 58	4-643-328-872 89	7 61	4-481-982-436 : 9
	955-356-373 17	575-797-457 26	92 79	227-969-: 81 57
	1 1836	1 2379	. 53 93	1 2978
	1 1836	1 2379	. 53 93	1 2978
	4 11	6 66	3 66	21 56

b)

	1-3	4-6	7-9	10-12
--	-----	-----	-----	-------


	1,390,928,801.28	1,210,980,543.17	1,351,706,841.72	2,117,145,624.33
	33,637,641.27	61,038,401.55	41,525,999.86	-26,628,911.88
	28,807,790.79	58,346,938.94	37,508,920.14	-30,631,658.53
	-155,872,971.55	334,941,303.20	61,464,723.60	603,712,206.81

a)

10

						243-866	
						241-341	
						1	
						1	
21							
)				
	1	476-17: -715	35 28	1		473-571-111	
	45-: 11 -: 89	54-893-263	3 : 1	1			
	2: -419-133	2: -419-133	2 39	1			
26							
	27-196-3: :	28-196-3: :	2 24	1			
	24-916-911	24-916-911	1 : 2	1			

	1	22-62: -867	1 87	1			
	21-645-134	21-645-134	1 81	1			



31 26	26	233524	31 26 8 3:	31 31 8 3:	711-111-111	6 31		

31 27 8 3:

31 27. 154

c)

2016 6 12

2015

www.sse.com.cn

AA

AA

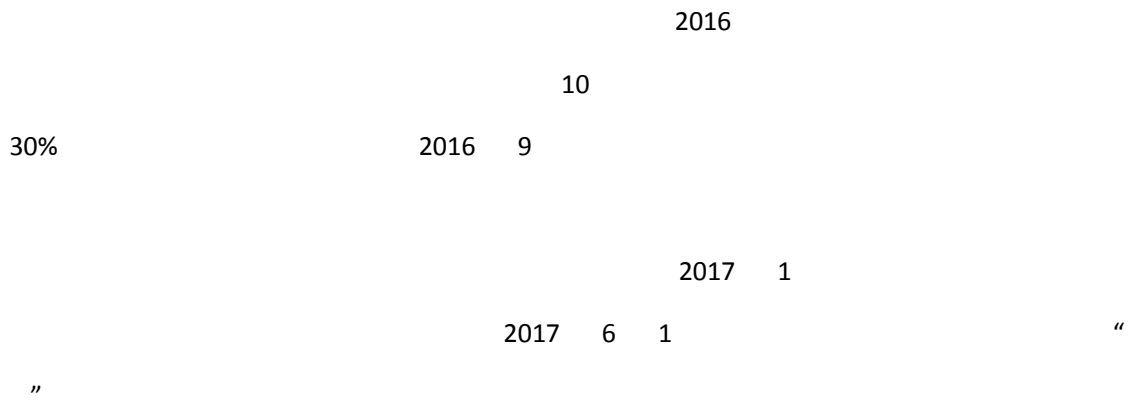
d)

2

EBITDA	0.0451	0.065	-1.99
	2.11	2.26	-6.62

70.04	26.38%	2015	37.23%
	60.71	15.74%	51.95
			8.43%
			1.10
	42.81%		
1			
	70.04	26.38%	313
	13.41%		


a



”



b



BIM

2

43 15 40

QC 3 QC 7 8

2

2 12

10

2

3

8

20 10

81 15 71 82

2 21 62 : 6

	7-181-872-921 61	8-316-448-512 68	. 26 86
	6-274-881-588 61	7-122-561-666 37	. 25 21
	24: -134-291 44	242-665-745 93	6 79
	483-353-478 42	571 -: 56-933 7:	. 2: 35
	239 -: 24-174 36	269-61: -769 18	. 29 78
	955-356-373 17	575-797-457 26	92 79
	. 571-696-3: 5 44	. 449-843-793 78	. 46 : 8
	. 317-5: 2-633 9:	. 68-515-879 89	. 36: 82
	324 -: 26-916 46	362 -: 13 -: 59 37	. 26 19

2

v □

)2

: :

	1,097,461,762.29	917,086,516.60	16.44	-15.82	-16.71	0.90
	501,449,491.78	420,902,236.99	16.06	-16.08	-16.90	0.84
	268,787,918.63	224,034,318.68	16.6%	-15.43	-15.29	0.13
	333,446,378.49	259,368,460.36	22.22	-57.65	-55.61	3.58
	354,172,763.39	295,806,259.53	16.48	-14.34	-1.31	11.03

)3

v □

				%	%	%
	51.95	53.44	0.11	-8.43	-6.83	-93.11
	35.42	39.17	0.71	-64.41	-64.36	-84.08

100%
2016 5

2016-020

)4

			(%)		(%)	(%)
		3,413,061,065.00	66.28	4,035,996,798.26	67.31	-15.43
		1,710,617,281.83	33.22	1,934,319,310.19	32.26	-11.56
		25,849,746.31	0.5	25,609,443.81	0.43	0.94
		-	-	-	-	-

			(%)		(%)	
		1,680,182,180.58	32.63	1,710,660,396.06	28.53	(%) -1.78

	213,915,805.35
	213,915,805.35
%	3.52
	631
%	11.19

5

√

			%	
	844,245,262.06	464,686,346.15	81.68	
	-460,585,294.33	-338,732,682.67	-35.97	
	-206,491,522.89	-57,404,768.78	-259.71	

√

√

2

		%		%	%	
	133,503,368.59	1.25	97,566,044.62	0.93	36.83	
	234,538,131.35	2.20	385,942,297.48	3.70	-39.23	
	611,399,947.97	5.74	67,591,007.69	0.65	804.56	? ^ \$ f F

	110,112,002.32	1.03	176,175,416.36	1.69	-37.50	
	300,000,000.00	2.82	180,327,270.00	1.73	66.36	
	182,809,734.17	1.72	123,527,789.37	1.18	47.99	
	1,703,089.50	0.02	5,302,984.76	0.05	-67.88	
	-	-	180,000,000.00	1.72	-100.00	
	131,537,785.97	1.24	-12,848,419.96	-0.12	1,123.77	

3

√

2016

35,491.67 ,

4

√

√

, , :

2

√

	183					183
	391,109.41					391,109.41

√

	174	9	183
	365,774.27	25,335.14	391,109.41

3

v

	408				408
	1,477,177.74				1,477,177.74

v

	389	19	408
	1,334,032.59	143,145.15	1,477,177.74

4

v

		35,000.00	669	50.75%	957.33	17,094.65	874.90	15,622.80
		32,328.65	455	85.48%	4,570.87	25,888.03	3,885.24	22,004.83
A B		38,536.92	420	55.42%	15,594.69	20,585.92	15,515.15	20,480.93

		19,656 .50	592	21.61%	4,124.87	4,124.87	3,643.91	3,643.91
		16,102 .46	225	89.01%	12,912.08	12,912.08	10,558.21	10,558.21
		12,100 .00	942	93.52%	6,316.19	10,165.14	4,952.52	7,970.49
		12,954 .44	730	33.59%	3,719.84	3,719.84	2,866.14	2,866.14

		1	27,676.58
		1	545.01
		1	994.83
		28	168,480.29

6

v

	1,505,884.60	305,041.11	1,359.89	1,458,780.74	350,785.08

7

v

1

2

a

	1,269,859,734.17
	600,000,000.00
	1,869,859,734.17

:

b

	2017	2018	2020	5	
	1,087,050,000.00	182,809,734.17			1,269,859,734.17
			600,000,000.00		600,000,000.00
				50,000,000.00	50,000,000.00
	1,087,050,000.00	182,809,734.17	600,000,000.00	50,000,000.00	1,919,859,734.17

a

5%- 10%

b

1.2%

2

✓

		%	
		4.15	56,508,382 12 31 56,404,804 4.15% 2016-053 054 073 2016

)2

✓

)3

✓

)4

✓

2016 12 31

3.2

4.15%

3.2

4.56

1.34

✓

2015

100%

2016-020

✓

			120,000	467,601.88	98,255.74	8,833.69

			3900	82,998.94	33,491.81	5,771.54
			1692.8	65,431.75	34,327.72	4,298.11
			900	79,566.05	23,365.48	1,447.87

40%

15%

“

”

“

”

b

2017

“

8000

1.8

15

5076

”

“

”

“

”

2

2015

1

400

1

2017

“

”

2017

2017

100

2017

2017

1 2017

“

2

3

4

5

6

7

8

9

10

1

2

" " " "

3

" "

4

5

" "

31 27 23 42

2

3

4

5

6

7

8

9

:

21

22 TJO B PS JO PO TU M TUS DU S U MUE

23

24 D -M

25

26 B C D B M

27

28

29

2:

31 BTJB C JMEJO T DPN BO MJNJU E

32

33

34

35

36

37

38

39

3:

41

42

43

44

45

46

47

48

49

4:

51

52

53

54

55